


ZEECCA

SILK THREAD KIT

Brown Leaves Belt Silk Thread for Access Commodities Stitch Guide



Zecca Leaf Belt Item # ZE 29

Access Commodities Couture Stitch Guide

Use short lengths. No more than 16 inches on all thread to maintain thread quality and appearance.

After cutting Trebizond Silk from the spool, run your finger down the thread to smooth it, before threading your needle.

Use Chenille Needle #24 for all stitching except Appletons Crewel wool, use a tapestry needle.

Do backstitches in Soie 100/3 only after brown wool background is done using Chenille Needle #24. This smooths the curves and lifts the motif from the background.

It is suggested to work motifs first in the order listed, then the background, and finally the backstitching.

Materials List:

Au Ver a Soie®, Soie 100/3 #226, 234, 362, 657 Product Code: SMS

Au Ver A Soie®, Soie d'Alger #512, 623, 1024, 1342, 2123, 3441


Au Ver A Soie®, Soie Perlee #302

Trebizond #3521, 595, 956




Appletons Crewel #913

1 pkg. S. Thomas Chenille Needles #24



Motif	Color	Thread	Plies/ Strand	Stitch	Comments
 <p>1.</p>	Orange	Trebizond #3521	1 strand	Tent Stitch See diagram	Alternate Trebizond with Soie d'Alger #623 for vertical stripe effect. Leaf shape begins and ends with Trebizond. This means the two center rows would be Trebizond.
		Soie d'Alger #623	2 plies	Tent Stitch	
		SMS 226	2 strands	Backstitch	Backstitch entire leaf in this color after wool background is done. Notice how it smooths the curve of the leaf.
 <p>2.</p>	Pink Stripes	SMS 234	4 strands	Cross Stitch over one thread. Stay consistent in direction.	Cross each stitch as you go.
	Gray	Trebizond #956	1 strand	Tent stitch over one thread moving from top to bottom	See diagram Alternating Vertical Tent Stitch

Motif	Color	Thread	Plies/ Strand	Stitch	Comments
 <p>(continued) 2.</p>	Yellow Green	Soie d'Alger #512	3 plies	Tent Stitch	
	Orange Stripe	Soie d'Alger #623	2 plies	Cross stitch over one thread on the diagonal	Cross each stitch as you go.
		SMS 226	2 strands	Back- stitch over one thread.	Backstitch entire leaf in this color after background is done.
 <p>3.</p>	Purple	Trebizond #595	1 strand	Tent Stitch	
		SMS 362	2 strands	Backstitch over one thread.	Backstitch entire leaf in this color after background is done.
 <p>4.</p>	Pink	Soie d'Alger #1024	3 plies	Tent Stitch	
	Gray	Trebizond #956	1 strand	Tent Stitch	


Motif	Color	Thread	Plies/ Strand	Stitch	Comments
 <p>(continued) 4.</p>	Yellow Green	Soie d'Alger #512	3 plies	Tent Stitch	
		SMS 657	2 strands	Backstitch over one thread	Backstitch entire leaf in this color after back- ground is done.
 <p>5.</p>	Dark Gray	Soie d'Alger #623	3 plies	Tent Stitch	
	Orange	Trebizond #595	1 strand	Tent Stitch	
		SMS 226	2 strands	Backstitch over one thread.	Backstitch entire leaf in this color after background is done.
 <p>6.</p>	Purple Dots	Soie d'Alger #1342	2 plies	Cross stitch each circle over 1 thread	Cross each stitch as you go.
	Purple Dots	SMS 362	2 strands	Backstitch	Backstitch this area only after the Grey and Yellow Green back- grounds are stitched.

Motif	Color	Thread	Plies/Strand	Stitch	Comments
 <p>(continued) 6.</p>	Purple Stripes	Trebizond #595	1 strand	Tent Stitch	
	Gray Background	Trebizond #956	1 strand	Tent Stitch	
	Yellow Green Background	Soie d'Alger #512	3 plies	Tent Stitch	
	Light Gray Border	Soie d'Alger #3441	3 plies	Tent Stitch	
		SMS 362	2 strands	Backstitch	Stitch entire motif in this color after background is done.
 <p>7.</p>	Gray Dot	Trebizond #956	1 strand	Tent Stitch	If you prefer this can be satin stitched.
	Orange Stripe	Trebizond #3521	1 strand	Tent Stitch	

Motif	Color	Thread	Plies/Strand	Stitch	Comments
 <p>(continued) 7.</p>	Yellow-Green Stripes	Soie d'Alger #512	3 plies	Tent Stitch	
	Green	Soie d'Alger #2123	3 plies	Alicia Lace over 1 thread	See Diagram
		SMS 657	2 plies	Backstitch	Stitch entire leaf in this color after background is done.
 <p>8.</p>	Pink Stripe	Soie d'Alger #1024	3 plies	Alicia Lace Stitch	See Diagram
	Orange Stripe	Trebizond #3521	1 strand	Tent Stitch	
	Green	Soie d'Alger #2123	3 plies	Tent Stitch	If you prefer this can be satin stitched.
	Purple Stripe	Trebizond #595	1 strand	Tent Stitch	
		SMS 657	2 strands	Backstitch	Stitch entire leaf in this color after background is done.

Motif	Color	Thread	Plies/ Strand	Stitch	Comments
 <p>9.</p>	Pink	Soie d'Alger #1024	3 plies	Tent Stitch	
	Gray Stripe	Trebizond #956	1 strand	Tent Stitch	
	Lt. Gray	Soie d'Alger #3441	3 plies	Tent Stitch	
		SMS 234	2 strands	Backstitch	Stitch entire leaf in this color after background is done
 <p>10.</p>	Orange circles	Soie d'Alger #623	3 plies	Tent Stitch	
		SMS 234	2 strands	Backstitch	Stitch this after gray backgrounds are stitched
	Lt. Gray	Soie d'Alger #3441	3 plies	Tent Stitch	
	Dk. Gray	Trebizond #956	1 strand	Tent Stitch	
	Pink	Soie d'Alger #1024	3 plies	Tent Stitch	
	Yellow-Green	Soie d'Alger #512	3 plies	Tent Stitch	
		SMS 234	2 strands	Backstitch	Stitch around entire leaf in this color after background is done.

Motif	Color	Thread	Plies/ Strand	Stitch	Comments
	Yellow-Green	Soie d'Alger #512	3 plies	Tent Stitch	
	Purple	Soie d'Alger #1342	3 plies	Tent Stitch	
	Lt. Gray Stripe	Soie d'Alger #3441	3 plies	Tent Stitch	
	11.	SMS 362	2 strands	Backstitch	Stitch entire leaf in this color after background is done.
<hr/>					
	Orange	TRA 3521	1 strand	Tent Stitch	Alternate horizontal row with Soie d' Alger #623 (same color)
		Soie d'Alger #623	2 plies	Tent Stitch	
	Dk. Gray	Trebizond #956	1 strand	Tent Stitch	
	Pink	Soie d'Alger #1024	3 plies	Tent Stitch	
	12.	SMS 362	2 strands	Backstitch	Stitch around entire leaf in this color after background is done.

Motif	Color	Thread	Plies/ Strand	Stitch	Comments
	Pink	Soie d'Alger #1024	3 plies	Tent Stitch	
	Yellow-Green	Soie d'Alger #2123	3 plies	Tent Stitch	
	Purple	Trebizond #595	1 strand	Tent Stitch	Alternate horizontal row with Soie d' Alger #1342.
	Gray	Trebizond #956	1 strand	Tent Stitch	
		SMS 657	2 strands		Stitch around entire leaf in this color after background is done.

13.

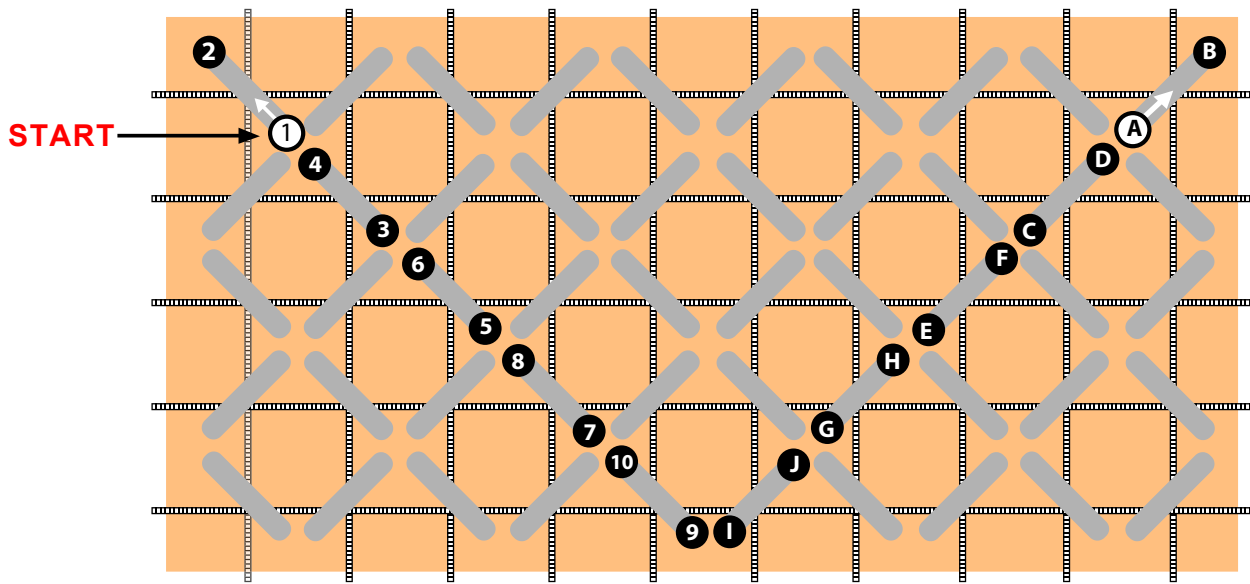
	Purple Inner Row	Soie d'Alger #1342	2 plies	Tent Stitch	
	Purple Outer Row	Trebizond #595	1 strand	Tent Stitch	
	Gray	Trebizond #956	1 strand	Tent Stitch	Alternate direction of stitch horizontally.
		SMS 657	2 strands	Backstitch	Stitch around entire leaf in this color after background is done.

14.

Back-ground	Color	Thread	Plies/ Strand	Stitch	Comments
	Brown	Appleton's Crewel Wool # 913	2 Strands	Alternating basketweave changing direction every five rows.	Use a Size 22 or 24 tapestry needle. See Diagram.
		SPS 302	1 Strand	Backstitch vertically over two threads at every change of directions of the tent stitch. (Every 5 rows.)	This punctuates the shadow stripe in the background.

Stitch diagrams for Zecca Brown Leaf Belt

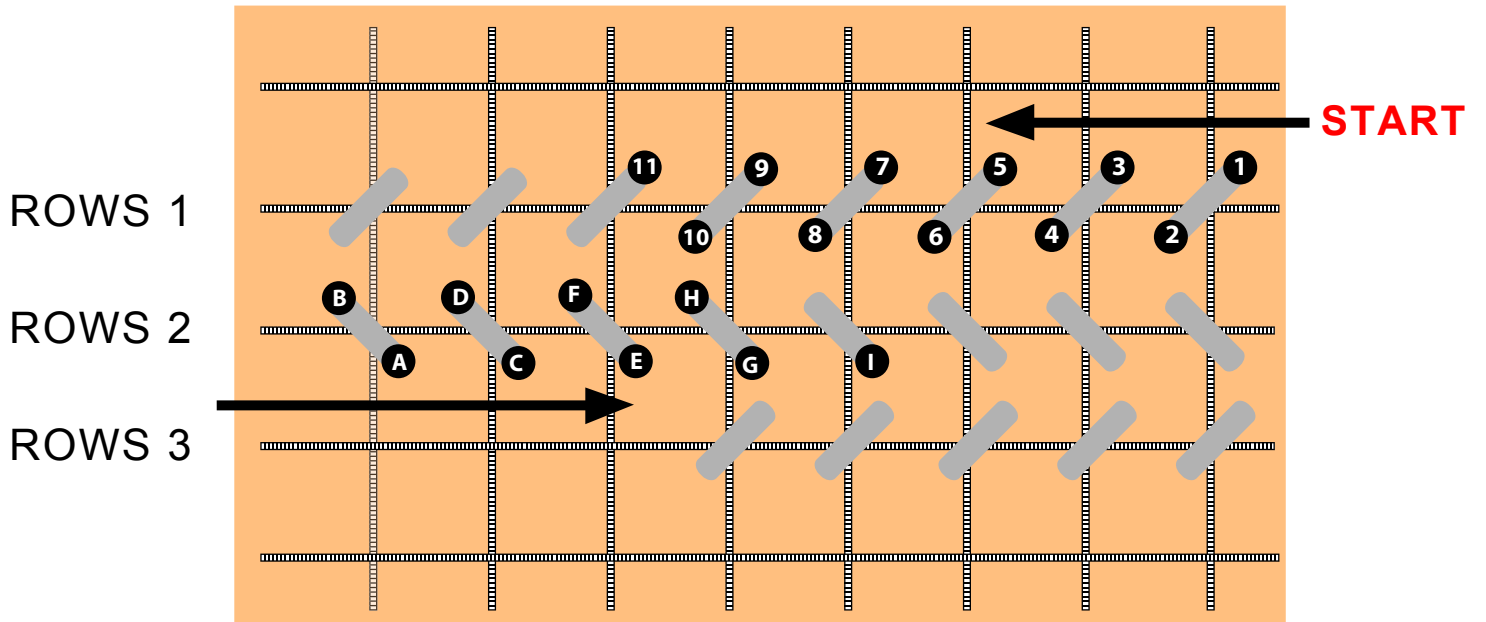
© Access Commodities Inc.



Alicia Lace

Stitch diagrams for Zecca Brown Leaf Belt

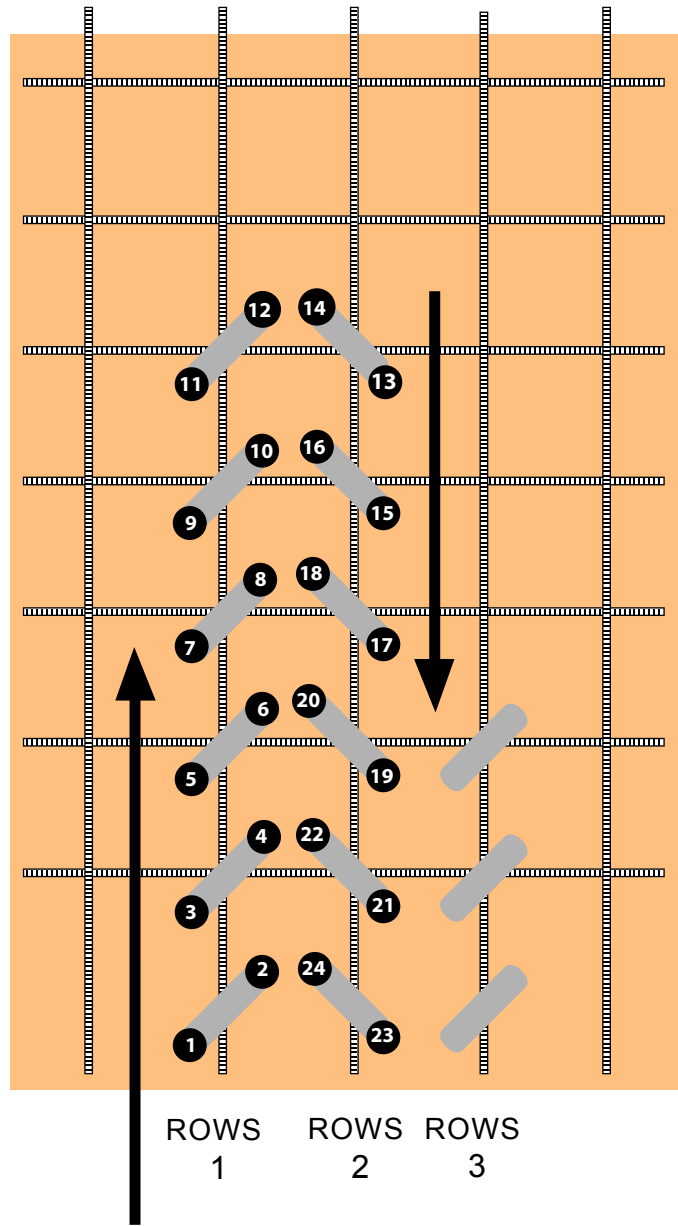
© Access Commodities Inc.



Alternating Horizontal Tent Stitch

Stitch diagrams for Zecca Brown Leaf Belt

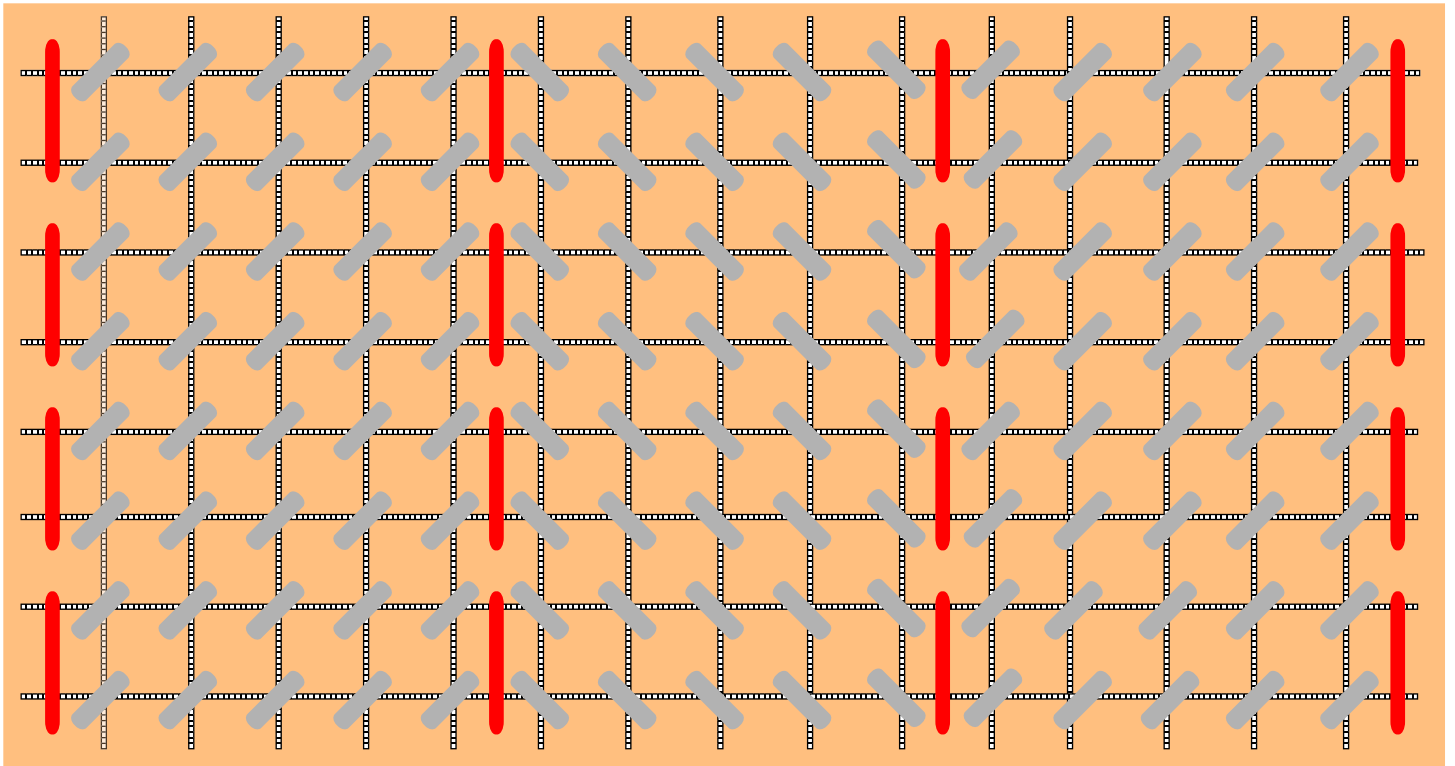
© Access Commodities Inc.




Alternating Vertical Tent Stitch

Stitch diagrams for Zecca Brown Leaf Belt

© Access Commodities Inc.



 Appleton's Crewel #913

 Au Ver A Soie Perlee #302

Background Illustration