

# ZECCA

Stitch Guide



download the detailed couture stitch guide without charge  
at [zecca.net](http://zecca.net) or [accesscommodities.com](http://accesscommodities.com) -our gift to you

Cover design by Zecca



# Zecca Flower Belt Item # ZE 25

## Access Commodities Couture Stitch Guide

Use short lengths. No more than 16 inches on all thread to maintain thread quality and appearance.

All threads requiring multiple strands in the needle in this stitch guide should be layed with a laying tool of your choice to maximize the luster of the silk.

After cutting Trebizond Silk from the spool, run your finger down the thread to smooth it, before threading your needle.

It is recommended that you use Chenille Needle #24 for all stitching. The tapered point of the needle makes it easier to stitch with different types of thread.

Do backstitches in Soie 100/3 only after brown wool background is done using Chenille Needle #24. This smooths the curves and lifts the motif from the background.

It is suggested to work motifs first in the order listed, then the background, and finally the backstitching.

## Materials Lists:

Au Ver a Soie®, Soie 100/3 #081, 296, 395, 623, 722 Product Code: SMS

Au Ver A Soie®, Soie d'Alger #133, 214, 242, 624, 1024, 1316, 1324, 2364

Au Ver A Soie®, Soie Perlee #072, 491,684, 722, 779, Noir




Trebizond #203, 401, 2180, 3525, 510, Product Code : TRA




Londonderry Linen #5078

1 pkg. Bohin brand Chenille Needles #24



Motif	Color	Thread	Plies/ Strand	Stitch	Comments
 <p>1.</p>	Red	TRA #401	1 strand	Tent Stitch	
	Green	Soie d'Alger #214	3 plies	Four Way Continental	
	Pale Yellow Green	Soie d'Alger #242	3 plies	Tent	
	Lime Green	Soie 100/3 #296	2 strands	Backstitch	Stitch around entire motif in this color, after background is done
 <p>2.</p>	Green	Soie d'Alger #214	3 plies	Fern Stitch	See page 255 – J. Christensen book.
		Trebizond #3525	1 strand	Tent Stitch	
		Soie d'Alger #624	3 plies	Tent Stitch	This was used as an interior shading “stripe”. You can choose to ignore this and only use the Trebizond for the entire petal.
		Soie 100/3 #395	2 strands	Backstitch	Stitch around the flower petals in this color, after background is done.

Motif	Color	Thread	Plies/ Strand	Stitch	Comments
 3.		Soie d'Alger #133	3 plies	Tent Stitch	
		Soie 100/3 #722	2 strands	Backstitch	Stitch around entire motif, on the inside and outside in this color, after background is done.
 4.	Pink	Soie d'Alger #1024	3 plies	Rice Stitch	Pg. 296 -J. Christensen Book
	Dk. Purple	Soie d'Alger #1316 and #1324	3 plies	Upright Gobelin over 2	
	Dk. Red Violet	Soie d'Alger #2364	3 plies	Kennan	Pg. 195 -J. Christensen Book
	Yellow Green	Soie d'Alger #242	3 plies	Tent Stitch	
		SMS #623	2 strands	Backstitch over one thread	Stitch around the purple flower petals in this color, after background is done.
 5.	Yellow	Trebizond #2180	1 strand	Tent Stitch	
	Yellow	SMS #081	3 strands	Tent Stitch	This was used as an interior shading "stripe". You can choose to ignore this and only use the Trebizond for the entire petal.

Motif	Color	Thread	Plies/ Strand	Stitch	Comments
 5.	Blue	Londonderry Linen #5078	2 strands	Straight Gobelins over 2 threads	
	Yellow	Soie 100/3 #081	2 strands		Stitch around entire motif in this color, after background is done.
 6.	Blue Dots	Londonderry Linen #5078	2 strands	Tent Stitch	
	Purple Dot	Soie d'Alger #1324	3 plies	Tent Stitch	
		SMS #623	2 strands	Backstitch	Use this color to back- stitch both circles.
 7.	Yellow	TRA #203	1 strand	Tent Stitch	
	Red	TRA #401	1 strand	Tent Stitch	
	Orange	Soie d'Alger #624	3 plies	Tent Stitch	
		TRA #3525	1 strand	Mosaic	Page 290 -J. Christensen Book
	Black	Soie Perlee Noir	2 strands	Smyrna Cross	Page 281 -J. Christensen Book
		SMS #081 & SMS #395	2 strands	Backstitch	Use #395 for the red petals and #081 for the yellow petals

Motif	Color	Thread	Plies/ Strand	Stitch	Comments
 8.	Purple	Soie d'Alger #1324	3 plies	Tent	
	Blue	Londonderry Linen #5078	2 plies	Tent	
	Aqua	Soie d'Alger #133	3 plies	Tent	
	Black	Soie Perlee Noir	2 strands	Tent	
		SMS #623	2 strands	Backstitch	Use this color to backstitch around the flower petals only.
 9.	Pale Yellow Green	Soie d'Alger #242	3 plies	Tent Stitch	
	Dk. Aqua	Soie Perlee #72	2 strands	Cross Stitch over 1	
	Lime Green	SMS #296	2 strands	Backstitch	Stitch around the yellow flower edges in this color, after background is done.
 10.		Soie Perlee #012	1 strand	Cross Stitch over one thread	Make sure to maintain consistency of crossing the top thread always in the same direction.
		Soie Perlee #011	2 strands	Mosaic	
		SMS #623	2 strands	Backstitch	Use this for the Blue flower petals.

Motif	Color	Thread	Plies/ Strand	Stitch	Comments
	Aqua	Soie d'Alger #133	3 plies	Tent Stitch	
	Purple	Trebizond #510	1 strand	Tent Stitch	
	Medium Purple	Soie d'Alger #1324	3 plies	Tent Stitch	
	Dk. Aqua	Soie Perlee #722	2 strands	Four Way Continental	
	Green	Soie d'Alger #214	3 plies	Mosaic	
	Medium Dark Green	Soie d'Alger #491	2 strands	Tent Stitch	
		SMS #722	2 strands	Backstitch	
	Golden Yellow	SMS #081		Upright Cross	
	Orange	Soie d'Alger #624	3 plies	Tent Stitch	
	Red	TRA #401	1 strand	Tent Stitch	
	Golden Yellow	TRA #2180	1 strand	Tent Stitch	
	Yellow	SMS #081	2 strands	Backstitch	
	Coral	Soie Perlee #684	2 strands	Tent Stitch	
	Orange	TRA #3525	1 strand	Tent Stitch	
	Red	TRA #401	1 strand	Tent Stitch	
	Yellow	TRA #2180	1 strand	Tent Stitch	

Motif	Color	Thread	Plies/ Strand	Stitch	Comments
13.	Orange	Soie d'Alger #624	3 plies	Tent Stitch	
	Lemon	TRA #203	1 strand	Tent Stitch	
	Red Orange	SMS #395	2 strands	Backstitch	Stitch around the flower petals in this color, after background is done.
14.	Yellow	TRA #2180	1 strand	Tent Stitch	
	Yellow Green	Soie d'Alger #242	3 plies	Tent Stitch	
	Dark Green	Soie Perlee #491	1 strand	Tent Stitch	
		SMS #081	2 strands	Backstitch	
15.	Red	TRA #401	1 strand	Tent Stitch	
	Coral	Soie Perlee #684	2 strands	Mosaic Checker	Pg. 211 -J. Christensen Book
	Purple	Soie d'Alger #1324	3 plies	Tent Stitch	
	Blue	LNS #5078	2 strands	Tent Stitch	
		SMS #623	2 strands	Backstitch	
16.	Red Violet	Soie d'Alger #2364	3 plies	Tent Stitch	
	Orange	TRA #3525	1 strand	Criss Cross Hungarian	Pg. 208 -J. Christensen Book
		SMS #687	2 strands	Tent Stitch	

Back-ground	Color	Thread	Plies/ Strand	Stitch	Comments
	Yellow Green	Soie Perlee #325	2 strands	See diagram	<p><b>LAY ALL YOUR STITCHES!</b></p> <p>The beauty of this background is due to the luster and sheen of the silk. Soie Perlee was selected because it will wear better than a silk that is plied.</p> <p>Try not to stop and start in the middle of a row. The slanted stitches should be worked only in one direction the entire length of the belt. The half cross stitch worked in the opposite direction on top. The back of the canvas should have the appearance of being solidly stitched.</p>

# Zecca Flower Belt Background Diagram

